



**TERRANOVA**  
C O M M E R C I O

**6 0 0 x 6 0 0 m m**



# I N D E X

A background image for the Galaxy Series featuring a dense, multi-colored speckle pattern in shades of grey, black, and brown.

GALAXY  
SERIES

A background image for the Alps Series showing a dark, textured surface with vertical ridges and a mix of dark brown and black tones.

ALPS  
SERIES

A background image for the Creta Series with a light-colored, speckled pattern of beige, tan, and grey.

CRETA  
SERIES

A background image for the Dragon Series featuring a dark, swirling pattern of black, grey, and blue tones.

DRAGON  
SERIES

A background image for the Crystal Series with a light-colored, speckled pattern of beige, tan, and grey, similar to the Creta series but with a slightly different texture.


CRYSTAL  
SERIES



**GALAXY WHITE (L)**  
600x600mm

**DOUBLE CHARGE**  
VITRIFIED TILES

**GALAXY**  
SERIES



**GALAXY GOLD (L)**  
600x600mm






**GALAXY MARBLE (L)**  
600x600mm

**DOUBLE CHARGE**  
VITRIFIED TILES

**GALAXY**  
SERIES



**GALAXY SANDY (L)**  
600x600mm





**GALAXY PISTA (L)**  
600x600mm


**DOUBLE CHARGE**  
VITRIFIED TILES

**GALAXY**  
SERIES



**GALAXY CHOCOLATE (L)**  
600x600mm






GALAXY GREY (L)  
600x600mm

DOUBLE CHARGE  
VITRIFIED TILES

GALAXY  
SERIES






**GALAXY BLACK (D)**  
600x600mm


**DOUBLE CHARGE**  
VITRIFIED TILES

**GALAXY**  
SERIES



**GALAXY GRANITE (D)**  
600x600mm





**GALAXY GREEN (D)**  
600x600mm

**DOUBLE CHARGE**  
VITRIFIED TILES

**GALAXY**  
SERIES



**GALAXY TIGER (D)**  
600x600mm








**GALAXY RED (D)**  
600x600mm

**DOUBLE CHARGE**  
VITRIFIED TILES

**GALAXY**  
SERIES



**GALAXY ASH (D)**  
600x600mm





ALPS WHITE (L)  
600x600mm

DOUBLE CHARGE  
VITRIFIED TILES

ALPS  
SERIES



ALPS GOLD (L)  
600x600mm







ALPS GREY (D)  
600x600mm

DOUBLE CHARGE  
VITRIFIED TILES

ALPS  
SERIES



ALPS VOLCANO (D)  
600x600mm




**DOUBLE CHARGE**  
VITRIFIED TILES

**ALPS**  
SERIES




**ALPS BLACK (D)**  
600x600mm



**ALPS BLUE (D)**  
600x600mm

- ✈️
- 🛒
- +
- 🏠
- 🍴
- |
- ♻️
- 🌱
- 💧
- 🌀






ALPS CREMA (L)  
600x600mm

DOUBLE CHARGE  
VITRIFIED TILES

ALPS  
SERIES





CRETA VENILA (L)  
600x600mm

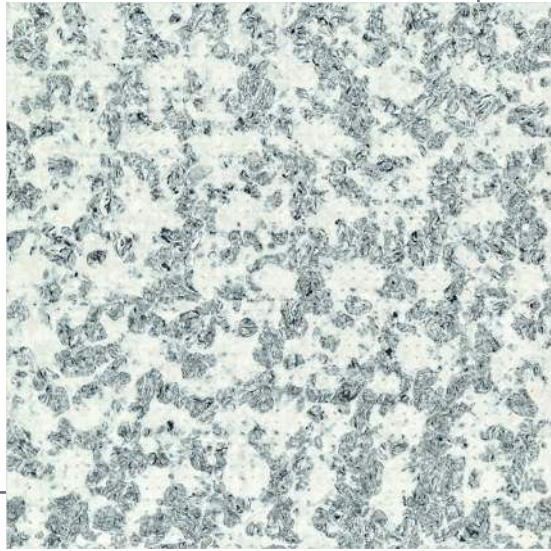
DOUBLE CHARGE  
VITRIFIED TILES

CRETA  
SERIES



CRETA ROSE (L)  
600x600mm





**CRETA FERRY (L)**  
600x600mm


**DOUBLE CHARGE**  
VITRIFIED TILES

**CRETA**  
SERIES



**CRETA BUTTER SCOTCH (D)**  
600x600mm






CRETA BLACK PEARL (D)  
600x600mm

DOUBLE CHARGE  
VITRIFIED TILES

CRETA  
SERIES



CRETA ZEBRA (D)  
600x600mm







**DRAGON WHITE (L)**  
600x600mm

**DOUBLE CHARGE**  
VITRIFIED TILES

**DRAGON**  
SERIES



**DRAGON GOLD (L)**  
600x600mm





**DRAGON CHIKU (L)**  
600x600mm


**DOUBLE CHARGE**  
VITRIFIED TILES

**DRAGON**  
SERIES



**DRAGON SKY (L)**  
600x600mm





DRAGON LAWA (D)  
600x600mm


DOUBLE CHARGE  
VITRIFIED TILES

DRAGON  
SERIES



DRAGON BLACK (D)  
600x600mm





DRAGON SILVER (D)  
600x600mm

DOUBLE CHARGE  
VITRIFIED TILES

DRAGON  
SERIES





CRYSTAL WHITE (L)  
600x600mm


DOUBLE CHARGE  
VITRIFIED TILES

CRYSTAL  
SERIES



CRYSTAL LEMON (L)  
600x600mm






CRYSTAL ROSIT (L)  
600x600mm


DOUBLE CHARGE  
VITRIFIED TILES

CRYSTAL  
SERIES



CRYSTAL ALMOND (D)  
600x600mm






CRYSTAL BRONZE (D)  
600x600mm

DOUBLE CHARGE  
VITRIFIED TILES

CRYSTAL  
SERIES



CRYSTAL OCEAN (D)  
600x600mm



## TECHNICAL SPECIFICATION

SR. NO.	CHARACTERISTIC	STANDARD AS PER ISO-13006/EN14411 GROUP BI $\alpha$	VALUES DECLARED	TEST METHOD
<b>A. REGULATORY PROPERTIES</b>				
1.	DEVIATION IN LENGTH & WIDTH	$\pm 0.5\%$	$\pm 0.1\%$	ISO-10545-2
2.	DEVIATION IN THICKNESS	$\pm 5.0\%$	$\pm 2.0\%$	ISO-10545-2
3.	STRAIGHTNESS OF SIDES	$\pm 0.5\%$	$\pm 0.1\%$	ISO-10545-2
4.	RECTANGULARITY	$\pm 0.5\%$	$\pm 0.1\%$	ISO-10545-2
5.	SURFACE FLATNESS	$\pm 0.5\%$	$\pm 0.1\%$	ISO-10545-2
6.	COLOR DIFFERENCES	UNALTERED	NO CHANGE	ISO-10545-16
7.	GLOSSINESS	AS PER MANUFACTURER	MIN. 70%	GLOSSOMETER
<b>B. STRUCTURAL PROPERTIES</b>				
1.	WATER ABSORPTION	$\leq 0.5\%$	$< 0.05\%$	ISO-10545-3
2.	APPARENT DENSITY	$> 2.0 \text{ gm/cc}$	$> 2.28 \text{ gm/cc}$	DIN 51082
<b>C. MASSIVE MECHANICAL PROPERTIES</b>				
1.	FLEXURAL MODULUS OF RUPTURE	MIN 35N/mm <sup>2</sup>	MIN 40N/mm <sup>2</sup>	ISO-10545-4
2.	FLEXURAL BREAKING STRENGTH	min 1300 n	MIN 2000 N	ISO-10545-4
3.	IMPACT RESISTANCE	AS PER MANUFACTURER	MIN 0.55	ISO-10545-5
<b>D. SURFACE MECHANICAL PROPERTIES</b>				
1.	DEEP ABRASION RESISTANCE	MAX 175mm <sup>3</sup>	MAX 138mm <sup>3</sup>	ISO-10545-6
2.	MOH'S HARDNESS	MIN 6	7	EN101
<b>E. THERMO HYGROMETRIC PROPERTIES</b>				
1.	FROST RESISTANCE	NO DAMAGE	FROST PROOF	ISO-10545-12
2.	THERMAL SHOCK RESISTANCE	NO DAMAGE	NO DAMAGE	ISO-10545-9
3.	MOISTURE EXPANSION	NIL	NIL	ISO-10545-10
4.	THERMAL EXPANSION	MAX $9.0 \times 10^{-6}$	MAX $6.5 \times 10^{-6}$	ISO-10545-8
<b>F. CHEMICAL PROPERTIES</b>				
1.	CHEMICAL RESISTANCE	NO DAMAGE	NO DAMAGE	ISO-10545-13
2.	STAIN RESISTANCE	RESISTANT	RESISTANT	ISO-10545-14
<b>F. SAFETY PROPERTIES</b>				
1.	SLIP RESISTANCE(FRICTION CO EFFICIENT)	$> 0.40$	$> 0.40$	ISO-10545-17

## PACKING DETAILS

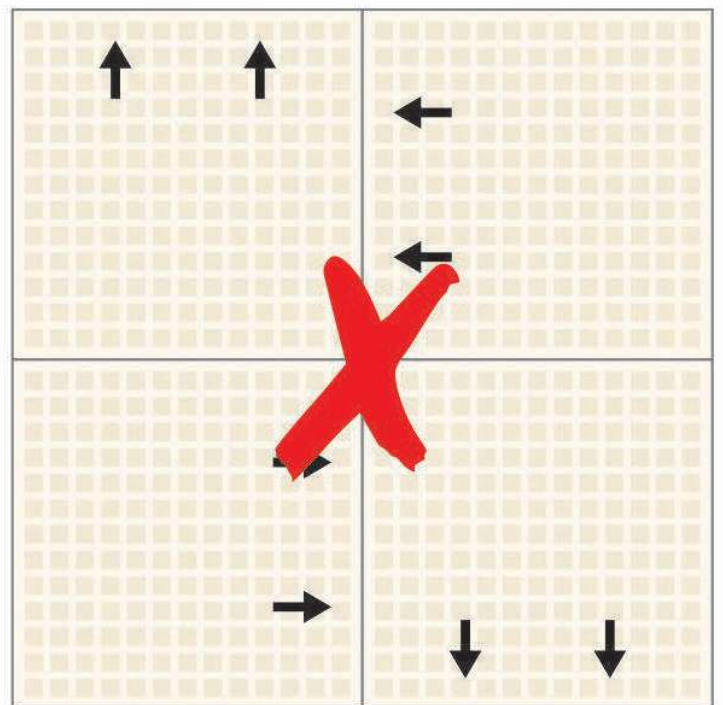
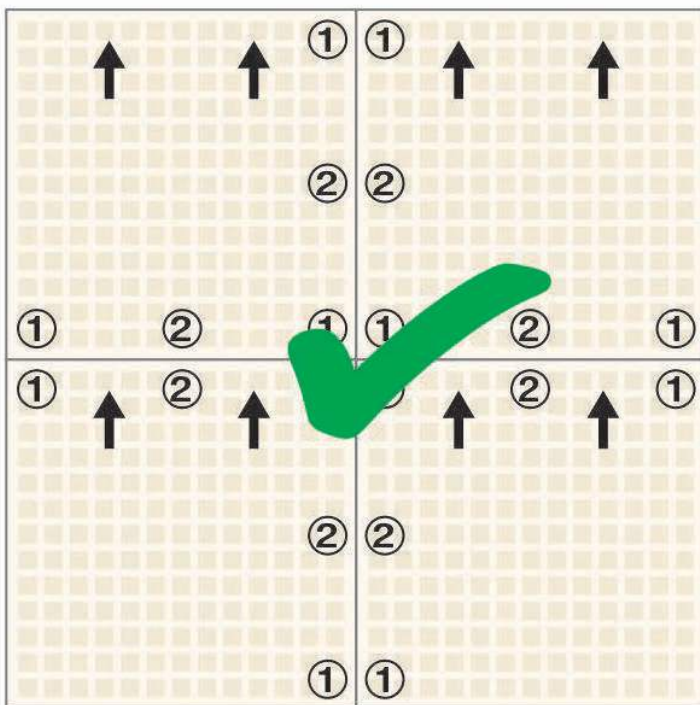
Size	No.of Tiles / Box	Coverage Area	Wt. of Box
600x600mm	4 Pcs.	1.44 Sq.Mtr.	25.5 Kg. (Approx)
600x1200mm	2 Pcs.	1.44 Sq.Mtr.	27 Kg. (Approx)

Note : Colour Shown are as accurate as the limitations of the printing process will allow. Prospective customers are advised to inspect a sample of the tile before ordering. Every effort has been made to ensure the accuracy of the information given. However, the company reserve the right to change the specifications without prior notice. Sometime variations in shade of size being inherent to ceramic industry may occur. Before fixing, we advise you to follow the fixing instructions on the cartons of the tiles as no responsibility can be accepted by company once the tiles have been fixed.



## TILE INSTALLATION GUIDE


Simanto Vitrified Manufacturing Double Charge Vitrified Tiles using machinery of latest Italian Technology and best Quality Raw materials, So use proper and perfect Installations way to avoid bending, Shade variation and sizing problems.



- Place all the arrows in same direction
- Maintain perfect level at point (1) and (2) as shown in picture
- Bending up to 0.5mm is valid in ceramic industry as mentioned in catalogue. { Zero Bending is not possible}

Note : Please install tiles as illustrated. Company is not responsible after installation.



 Plot No. - 50, At & Post: Karoli, (Nr. Khatraj Chokdi) Ta.: Kalol,  
Dist - Gandhinagar - 382721, Gujarat, India.

 info@terranovalcommercio.com       +91-83066 40345  
export@terranovalcommercio.com      +91-74053 02973

 [www.terranovalcommercio.com](http://www.terranovalcommercio.com)

